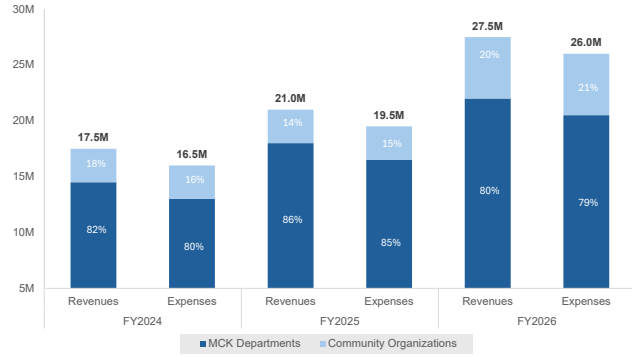
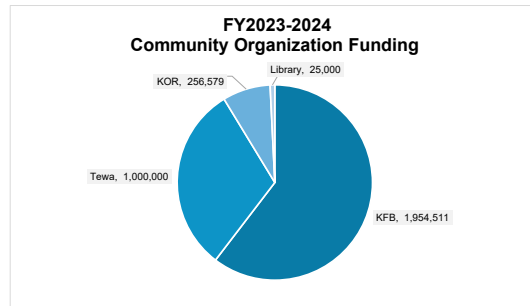
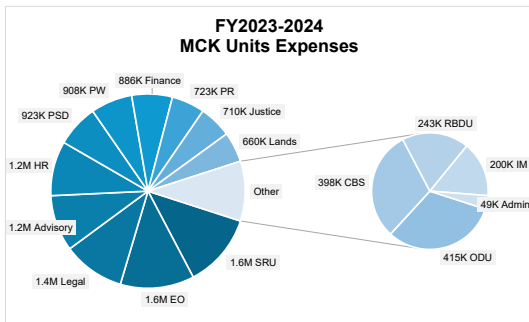


**Total MCK Own Source Funding Utilization**

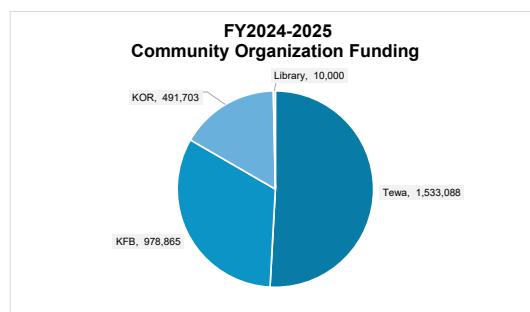
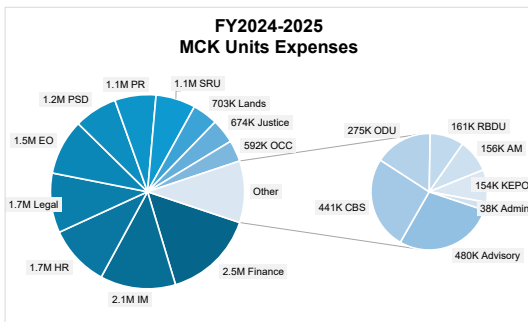
	FY2024		FY2025		FY2026	
	Rev.	Exp.	Rev.	Exp.	Rev.	Exp.
MCK Departments	14.5M	13M	18M	16.5M	22M	20.5M
Community Organizations	3M	3M	3M	3M	5.5M	5.5M
<b>Total</b>	<b>17.5M</b>	<b>16.5M</b>	<b>21M</b>	<b>19.5M</b>	<b>27.5M</b>	<b>26M</b>



**FY2023-2024**



**FY2024-2025**



**FY2025-2026**

